

A Pool			B Pool		
Hole	Distance	Par	Distance	Par	
1	393' / 120m	3	393' / 120m	3	
2	310' / 94m	3	270' / 82m	3	
3	260' / 79m	3	260' / 79m	3	
4	422' / 129m	3	422' / 129m	3	
5	656' / 200m	4	605' / 184m	5	
6	222' / 68m	3	222' / 68m	3	
7	432' / 132m	4	298' / 99m	3	
8	467' / 142m	3	467' / 142m	4	
9	641' / 195m	4	596' / 182m	4	
10	732' / 223m	4	578' / 176m	4	
11	368' / 112m	3	368' / 112m	3	
12	460' / 140m	3	460' / 140m	4	
13	375' / 114m	3	375' / 114m	4	
14	794' / 242m	4	794' / 242m	5	
15	451' / 137m	3	349' / 106m	3	
16	888' / 271m	4	888' / 271m	5	
17	516' / 157m	3	516' / 157m	4	
18	720' / 219m	4	720' / 219m	5	
<b>Total</b>	<b>9,107' / 2,774m</b>	<b>61</b>	<b>8,581' / 2,622m</b>	<b>68</b>	
<b>Ave.</b>	<b>506' / 154m</b>		<b>477' / 146m</b>		

Feet	Meters	A	B
<300'	<91	2	4
300' - 399'	91 - 122	4	4
400' - 499'	123 - 152	5	3
500' - 599'	153 - 182	1	3
600' - 699'	183 - 212	2	1
700' - 799'	213 - 242	3	2
≥800'	≥242	1	1

Features	
Greens in Play	7
Traps in Play	5
Mandatories	1
Islands	3



PLAYER & OVERFLOW PARKING

PRACTICE AREA

DAILY CTP - #6

Two-Meter Rule is NOT in effect!

Out-of-bounds and other applicable rules depicted on individual maps.

All First Place sudden death play-offs for divisions playing Course Innova on Sunday will be Holes 1, 3, & 18.



# Hole 1

Par - 3 (A) / 3 (B)  
Distance - 393' / 120m



O.B.: Water (or rope when present) & prior in front of tee; cart path to right, water (or rope when present) to left, & beyond.

D.Z.: If any throw from tee never crosses in-bounds or lost, take one-stroke penalty and next shot from Drop Zone. Follow normal penalty rules thereafter.

2024 Hole Ranking (based on Preliminary Rounds)  
MPO - 12<sup>th</sup> FPO - 4<sup>th</sup> tied



The hole-by-hole detailed maps depict nearby out-of-bounds and hazards. Common sense shall be applied for rulings beyond the areas depicted on these maps.

Statistics in red text indicates that the layout somewhat differs (≥ 50') from the current layout.

### Average Scores (based on Preliminary Rounds)

	2024	2023	2022	2021	2020
MPO	3.0	2.9	2.9	2.8	2.9
FPO	3.3	3.0	3.2	3.2	3.2

### Par Percentage Rates (based on Preliminary Rounds)

	< = >	< = >	< = >	< = >	< = >
	2024	2023	2022	2021	2020
MPO	20 62 18	31 56 13	32 55 11	32 59 9	23 63 14
FPO	5 70 25	9 81 10	5 67 28	4 83 13	0 79 21

Minor change from 2024 / 2023 / 2022 (basket was 40' shorter & there was a pine tree in fairway). No real change from 2021 / 2020 (there was a pine tree in fairway).



# Hole 2

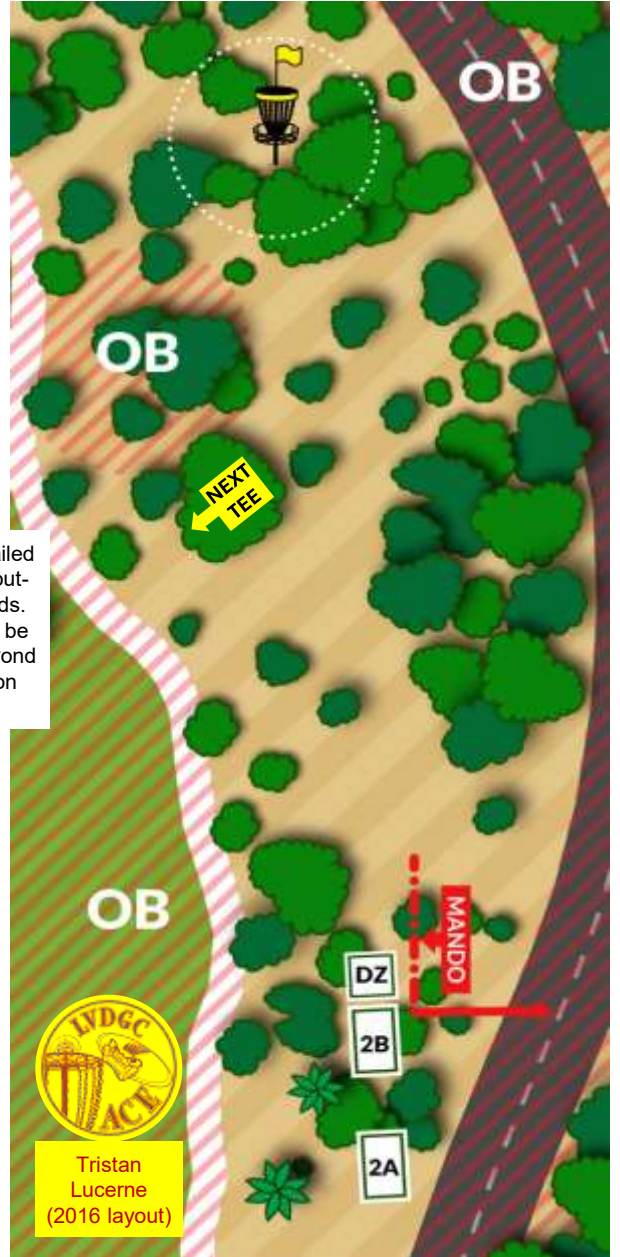
Par - 3 (A) / 3 (B)  
Distance (A) - 310' / 94m  
Distance (B) - 270' / 82m

O.B.: Cart path & roped spectator area to left, street curbing to right, & beyond.

MANDATORY: Cannot cross the plane right of the marked pole.

D.Z.: If any throw from either tee crosses the mandatory plane or lost, take one-stroke penalty next shot from the Drop Zone (2B tee). Follow normal penalty rules thereafter.

2024 Hole Ranking (based on Preliminary Rounds)  
MPO - 15<sup>th</sup> FPO - 10<sup>th</sup>



Tristan Lucerne (2016 layout)

### Average Scores (based on Preliminary Rounds)

	2024	2023	2022	2021	2020
MPO	2.9	2.5	2.6	2.7	2.8
FPO	2.9	2.9	2.8	3.2	3.1

### Par Percentage Rates (based on Preliminary Rounds)

	< = >	< = >	< = >	< = >	< = >
	2024	2023	2022	2021	2020
MPO	22 68 10	52 47 1	44 51 5	33 64 3	34 59 7
FPO	20 70 10	28 56 16	32 61 7	13 63 24	11 73 16

No change from 2024. Minor change for A POOL from 2023 / 2022 / 2021 / 2020 (no 2A tee pad, no mando & D.Z., & basket was 40' shorter / in 2022 spectator O.B. area to left added).

### Hole 3

Par - 3 (A) / 3 (B)  
Distance - 260' / 79m



O.B.: Not on the island marked by water (or rope when present), rope, & cart path.

D.Z.: Disc must come to rest on island from tee. If any throw from tee out-of-bounds or lost, take one-stroke penalty and next shot from the Drop Zone. Follow normal penalty rules thereafter.



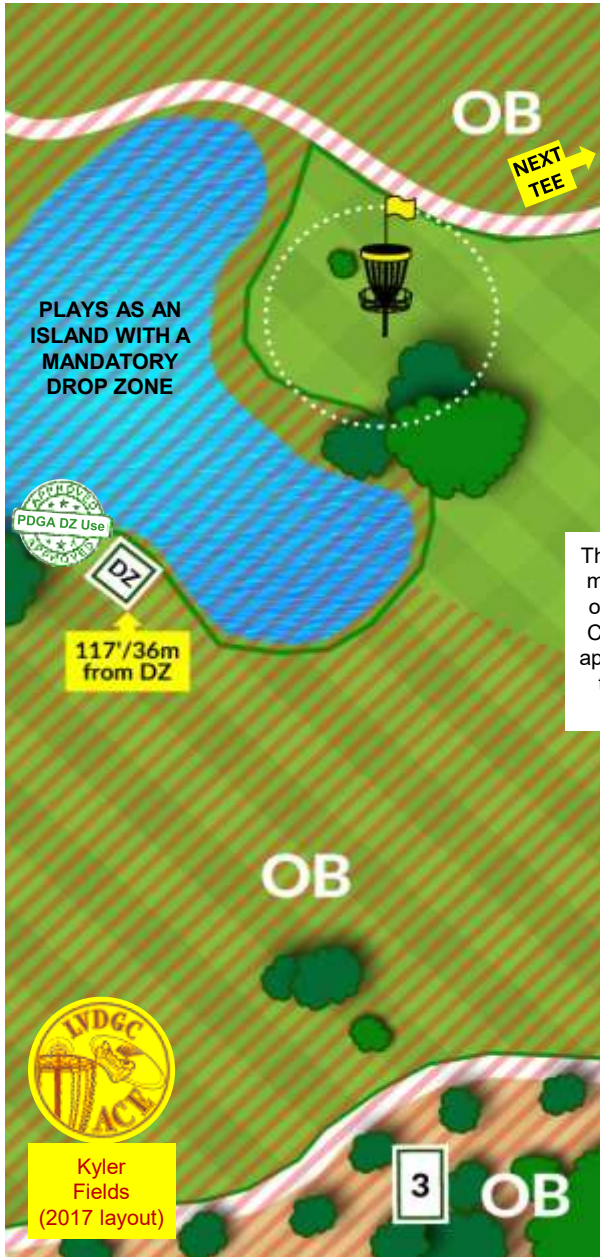
### Hole 4

Par - 3 (A) / 3 (B)  
Distance - 422' / 129m

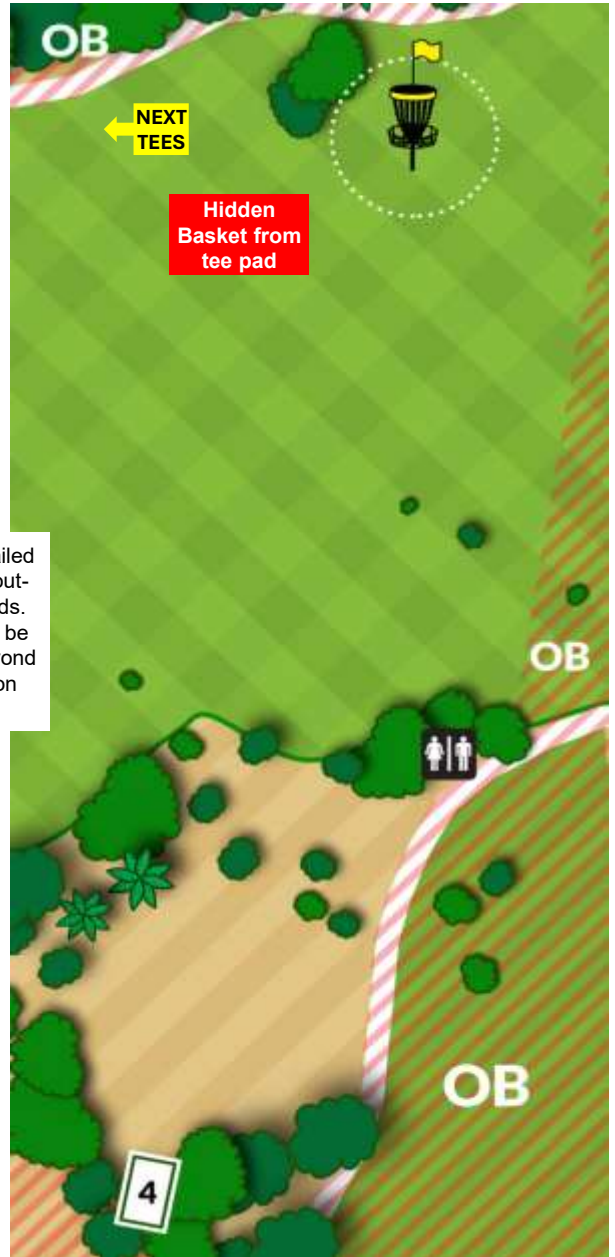
O.B.: Wall to left, cart paths long & to right, roped spectator area to right, & beyond.

2024 Hole Ranking (based on Preliminary Rounds)  
MPO - 13<sup>th</sup> FPO - 2<sup>nd</sup>

2024 Hole Ranking (based on Preliminary Rounds)  
MPO - 7<sup>th</sup> FPO - 17<sup>th</sup> (as a Par 4)



The hole-by-hole detailed maps depict nearby out-of-bounds and hazards. Common sense shall be applied for rulings beyond the areas depicted on these maps.



#### Average Scores (based on Preliminary Rounds)

	2024	2023	2022	2021	2020
MPO	3.0	2.6	2.8	2.7	2.8
FPO	3.6	2.9	3.1	3.3	3.2

#### Par Percentage Rates (based on Preliminary Rounds)

	< = >	< = >	< = >	< = >	< = >
	2024	2023	2022	2021	2020
MPO	42 30 18	58 24 18	52 26 22	58 20 22	53 19 28
FPO	10 40 50	42 35 23	33 35 32	30 30 40	42 11 47

No real change from 2024 / 2023 / 2022 / 2021 / 2020 (in 2023 island was made smaller / in 2022 spectator O.B. area to right added).

#### Average Scores (based on Preliminary Rounds)

	2024	2023	2022	2021	2020
MPO	3.2	2.9	2.9	2.9	2.9
FPO	3.5	3.7	3.3	3.5	3.1

#### Par Percentage Rates (based on Preliminary Rounds)

	< = >	< = >	< = >	< = >	< = >
	2024	2023	2022	2021	2020
MPO	15 59 26	31 50 19	33 53 14	30 54 16	32 54 14
FPO	60 35 5	2 63 35	2 70 28	4 61 35	5 79 16

No real change from 2024 (Par 4 for B POOL). Minor change from 2023 / 2022 / 2021 / 2020 (basket was 40' shorter / in 2023 had a triple mando / in 2022 spectator O.B. area to left added).



### Hole 5

Par - 4 (A) / 5 (B)  
 Distance (A) - 656' / 200m  
 Distance (B) - 605' / 184m



O.B.: Cart path & prior in front of tees; rope to left (including sand trap green), cart path to right, pavement (or rope when present) behind basket, & beyond.

HAZARD: (Note sand trap is located O.B., so play as O.B.)

D.Z.: If any throw from either tee never crosses in-bounds or lost, take one-stroke penalty next shot from Drop Zone (5B tee). Follow normal penalty rules thereafter.

**2024 Hole Ranking** (based on Preliminary Rounds)  
 MPO - 11<sup>th</sup> FPO - 1<sup>st</sup> (as a Par 4)



The hole-by-hole detailed maps depict nearby out-of-bounds and hazards. Common sense shall be applied for rulings beyond the areas depicted on these maps.



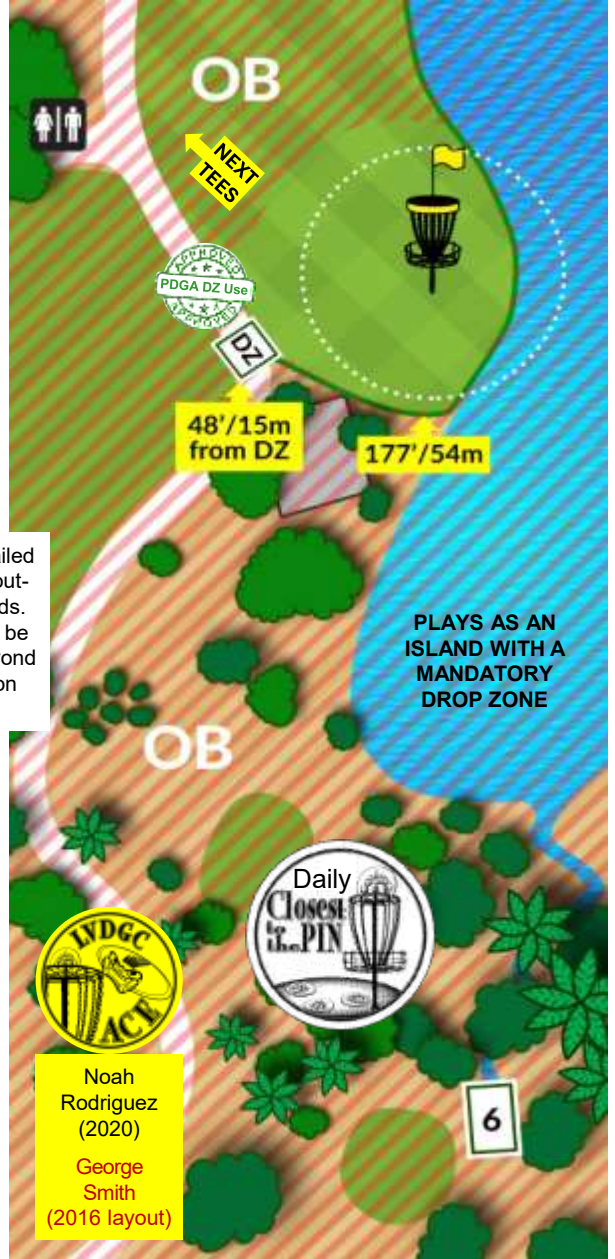
### Hole 6

Par - 3 (A) / 3 (B)  
 Distance - 222' / 68m

O.B.: Not on the island marked by water (or rope when present), rope, & cart path.

D.Z.: Disc must come to rest on island from tee. If any throw from tee out-of-bounds or lost, take one-stroke penalty and next shot from the Drop Zone. Follow normal penalty rules thereafter.

**2024 Hole Ranking** (based on Preliminary Rounds)  
 MPO - 17<sup>th</sup> FPO - 4<sup>th</sup> (tied)



Noah Rodriguez (2020)  
 George Smith (2016 layout)



6

**Average Scores** (based on Preliminary Rounds)

	2024	2023	2022	2021	2020
MPO	4.0	4.0	3.8	3.5	3.7
FPO	4.9	4.7	4.8	4.4	4.7

**Par Percentage Rates** (based on Preliminary Rounds)

	<	=	>	<	=	>	<	=	>	<	=	>			
	2024	2023	2022	2021	2020										
MPO	40	27	33	38	31	31	52	30	18	60	29	11	48	36	16
FPO	0	30	70	51	40	9	44	38	18	11	57	62	16	32	52

No real change from 2024 (D.Z. added for A POOL & Par 4 for B POOL). Minor change from 2023 / 2022 (no 5B tee pad for B POOL / in 2023 O.B. area to left added). Major change for A POOL in 2021 / 2020 (tee was 5B & basket was 50' shorter & a Par 4 for B POOL).

**Average Scores** (based on Preliminary Rounds)

	2024	2023	2022	2021	2020
MPO	2.8	2.6	2.7	2.5	2.8
FPO	3.3	3.0	2.9	3.2	2.9

**Par Percentage Rates** (based on Preliminary Rounds)

	<	=	>	<	=	>	<	=	>	<	=	>			
	2024	2023	2022	2021	2020										
MPO	53	20	27	57	24	19	53	29	18	59	28	13	45	26	27
FPO	30	20	50	30	40	30	35	37	28	26	33	41	37	37	26

No real change from 2024 / 2023 / 2022 / 2021 / 2020 (in 2023 O.B. near pump house extended to grass line).



### Hole 7

Par - 4 (A) / 3 (B)  
 Distance (A) - 432' / 132m  
 Distance (B) - 298' / 99m



O.B.: Not on the island marked by water (or rope when present), rope, & cart path.

HAZARD: Sand traps.

D.Z.: From 7A tee, disc must come to rest in-bounds. If any throw from 7A tee out-of-bounds (including green) or lost, take one-stroke penalty and next shot from Drop Zone (7B tee), following normal penalty rules thereafter. From 7B tee, follow normal penalty rules at anytime.

**2024 Hole Ranking** (based on Preliminary Rounds)  
 MPO - 8<sup>th</sup> FPO - 18<sup>th</sup> (as a Par 4)



The hole-by-hole detailed maps depict nearby out-of-bounds and hazards. Common sense shall be applied for rulings beyond the areas depicted on these maps.



### Hole 8

Par - 3 (A) / 4 (B)  
 Distance - 467' / 142m

O.B.: Water line (or rope when present), rope to left, cart path to left & behind basket, fence to right, & beyond.

D.Z.: If any throw from tee O.B. in water or lost, take one-stroke penalty and next shot from Drop Zone. Follow normal penalty rules thereafter.

**2024 Hole Ranking** (based on Preliminary Rounds)  
 MPO - 5<sup>th</sup> (tied) FPO - 15<sup>th</sup>



**Average Scores** (based on Preliminary Rounds)

	2024	2023	2022	2021	2020
MPO	4.2	3.4	3.6	3.7	3.8
FPO	3.2	4.8	4.2	4.8	4.0

**Par Percentage Rates** (based on Preliminary Rounds)

	2024			2023			2022			2021			2020		
	<	=	>	<	=	>	<	=	>	<	=	>	<	=	>
MPO	37	29	34	52	36	12	48	38	14	43	33	24	41	39	20
FPO	40	50	10	26	12	62	17	33	50	20	22	58	42	37	21

No real change from 2024 (Par 4 for B POOL). Minor change for A POOL from 2023 / 2022 / 2021 / 2020 (D.Z. was 80' shorter). Major change for B POOL from 2023 / 2022 / 2021 / 2020 (no 7B tee pad).

**Average Scores** (based on Preliminary Rounds)

	2024	2023	2022	2021	2020
MPO	3.3	2.9	3.0	2.9	3.1
FPO	3.7	3.4	3.7	3.7	3.6

**Par Percentage Rates** (based on Preliminary Rounds)

	2024			2023			2022			2021			2020		
	<	=	>	<	=	>	<	=	>	<	=	>	<	=	>
MPO	7	63	30	26	58	16	19	69	12	29	53	18	17	61	22
FPO	40	50	10	62	33	5	48	40	12	50	35	15	0	47	53

No change from 2024. Minor change from 2023 / 2022 / 2021 / 2020 (tee was 40' shorter / in 2020 was a Par 3 for B POOL).



### Hole 9

Par - 4 (A) / 4 (B)  
 Distance (A) - 641' / 195m  
 Distance (B) - 596' / 182m



O.B.: Cart path to left, right, behind basket & beyond.  
 HAZARD: (Note sand trap has been removed.)



### Hole 10

Par - 4 (A) / 4 (B)  
 Distance (A) - 732' / 223m  
 Distance (B) - 578' / 176m

O.B.: Cart path to left & right, rope to right & long, & beyond; green.  
 HAZARD: Sand traps. (Note trap behind basket.)

2024 Hole Ranking (based on Preliminary Rounds)  
 MPO - 9<sup>th</sup> FPO - 12<sup>th</sup>



2024 Hole Ranking (based on Preliminary Rounds)  
 MPO - 14<sup>th</sup> FPO - 16<sup>th</sup>



The hole-by-hole detailed maps depict nearby out-of-bounds and hazards. Common sense shall be applied for rulings beyond the areas depicted on these maps.

Average Scores (based on Preliminary Rounds)					
	2024	2023	2022	2021	2020
MPO	4.1	3.8	3.9	3.4	3.8
FPO	3.8	4.5	4.7	4.4	4.3

Par Percentage Rates (based on Preliminary Rounds)															
	< = >			< = >			< = >			< = >			< = >		
	2024	2023	2022	2021	2020	2024	2023	2022	2021	2020	2024	2023	2022	2021	2020
MPO	31	38	31	42	39	19	41	38	21	62	30	8	42	44	15
FPO	30	60	10	9	47	44	5	42	53	11	50	39	21	42	37

No change from 2024. Minor change for B POOL from 2023 / 2022 (no 9B tee pad).  
 Minor change for A POOL from 2021 / 2020 (tee was 9B & basket was 40' shorter).

Average Scores (based on Preliminary Rounds)					
	2024	2023	2022	2021	2020
MPO	4.0	3.8	3.9	3.8	4.0
FPO	4.6	4.7	4.9	4.8	4.5

Par Percentage Rates (based on Preliminary Rounds)															
	< = >			< = >			< = >			< = >			< = >		
	2024	2023	2022	2021	2020	2024	2023	2022	2021	2020	2024	2023	2022	2021	2020
MPO	36	39	25	46	36	18	40	38	22	46	34	20	40	30	30
FPO	65	15	20	53	28	9	48	30	22	41	39	2	16	47	37

Major change for B POOL from 2024 / 2023 / 2022 / 2021 / 2020 (no 10B tee pad).  
 Minor change for A POOL from 2021 / 2020 (tee was near Basket 9).



### Hole 11

Par - 3 (A) / 3 (B)  
Distance - 368' / 112m



O.B.: Cart path (rope when present) & prior in front of tee; rope / grass to left, concrete waterway / channel to right (rope when present), cart path behind basket, & beyond.

RE-TEE: If any throw from tee never crosses in-bounds or lost, take one-stroke penalty and re-tee. Follow normal penalty rules thereafter.

2024 Hole Ranking (based on Preliminary Rounds)  
MPO - 10<sup>th</sup> FPO - 7<sup>th</sup>



The hole-by-hole detailed maps depict nearby out-of-bounds and hazards. Common sense shall be applied for rulings beyond the areas depicted on these maps.

### Hole 12

Par - 3 (A) / 4 (B)  
Distance - 460' / 140m



O.B.: Cart path & prior in front of tee; roped spectator area to left, cart path, & beyond; green.

HAZARD: Sand traps.

D.Z.: If any throw from tee never crosses in-bounds or lost, take one-stroke penalty and next shot from Drop Zone. Follow normal penalty rules thereafter.

2024 Hole Ranking (based on Preliminary Rounds)  
MPO - 4<sup>th</sup> FPO - 11<sup>th</sup>



#### Average Scores (based on Preliminary Rounds)

	2024	2023	2022	2021	2020
MPO	3.0	2.6	2.5	2.7	2.6
FPO	3.1	3.3	3.2	2.9	2.9

#### Par Percentage Rates (based on Preliminary Rounds)

	< = >			< = >			< = >			< = >					
	2024	2023	2022	2024	2023	2022	2024	2023	2022	2024	2023	2022			
MPO	31	41	28	49	47	4	49	47	4	40	48	12	45	49	6
FPO	15	60	25	9	58	33	7	70	23	20	67	13	21	63	16

No real change from 2024 / 2023 / 2022 / 2021 / 2020  
(in 2023 O.B. added right of channel).

#### Average Scores (based on Preliminary Rounds)

	2024	2023	2022	2021	2020
MPO	3.4	2.8	2.9	2.9	2.9
FPO	3.9	3.2	3.2	3.7	3.4

#### Par Percentage Rates (based on Preliminary Rounds)

	< = >			< = >			< = >			< = >					
	2024	2023	2022	2024	2023	2022	2024	2023	2022	2024	2023	2022			
MPO	7	60	33	31	58	11	33	46	21	35	48	17	27	56	17
FPO	30	55	15	0	82	18	7	70	23	4	35	61	0	68	32

No real change from 2024 (D.Z. shifted to right). Major change from 2023 / 2022 / 2021 / 2020 (basket was 70' shorter & Par 3 for B POOL / in 2022 spectator O.B. area added to left).



### Hole 13

Par - 3 (A) / 4 (B)  
Distance - 375' / 114m



O.B.: Cart path & prior in front of tee; rope & beyond.

HAZARD: Sand trap (note that the left one, long of basket, is O.B.)

D.Z.: If any throw from tee never crosses in-bounds or lost, take one-stroke penalty and next shot from Drop Zone. Follow normal penalty rules thereafter.



### Hole 14

Par - 4 (A) / 5 (B)  
Distance - 794' / 242m

O.B.: Rope/cart path to left & long, rope/fence to right, & beyond; green.

CART PATH VARIANCE: One of two holes on Course Innova where a portion of the cart path (and prior/beyond) is in bounds (also see Hole 18).

2024 Hole Ranking (based on Preliminary Rounds)  
MPO - 5<sup>th</sup> (tied) FPO - 13<sup>th</sup> (tied)



The hole-by-hole detailed maps depict nearby out-of-bounds and hazards. Common sense shall be applied for rulings beyond the areas depicted on these maps.

2024 Hole Ranking (based on Preliminary Rounds)  
MPO - 3<sup>rd</sup> FPO - 6<sup>th</sup>



#### Average Scores (based on Preliminary Rounds)

	2024	2023	2022	2021	2020
MPO	3.3	3.2	3.2	3.1	3.2
FPO	3.8	3.5	3.7	4.1	3.5

#### Par Percentage Rates (based on Preliminary Rounds)

	< = >	< = >	< = >	< = >	< = >
	2024	2023	2022	2021	2020
MPO	8 58 34	10 64 26	14 58 28	10 75 10	24 50 26
FPO	50 30 20	68 19 13	58 29 13	35 30 35	0 26 74

No real change from 2024 / 2023 / 2022 / 2021 / 2020 (in 2022 spectator O.B. area added to left & O.B. behind basket moved back some / in 2020 a Par 3 for B POOL).

#### Average Scores (based on Preliminary Rounds)

	2024	2023	2022	2021	2020
MPO	4.4	3.7	3.9	4.0	4.1
FPO	5.2	4.7	5.0	5.4	5.4

#### Par Percentage Rates (based on Preliminary Rounds)

	< = >	< = >	< = >	< = >	< = >
	2024	2023	2022	2021	2020
MPO	19 60 21	47 46 7	41 40 19	32 43 25	24 50 26
FPO	25 35 40	43 44 13	37 35 28	17 39 44	0 26 74

No real change from 2024 / 2023 / 2022 / 2021 / 2020 (in 2024 minor O.B. adjustment long of sand trap right of fairway / in 2020 a Par 4 for B POOL).



### Hole 15

Par - 3 (A) / 3 (B)  
 Distance (A) - 451' / 137m  
 Distance (B) - 349' / 106m



O.B.: For 15A tee, cart path & prior in front of tee. For both tees, cart path right & left & beyond.

D.Z.: If any throw from 15A tee never crosses in-bounds or lost, take one-stroke penalty and next shot from Drop Zone (15B tee), following normal penalty rules thereafter. From 15B tee, follow normal penalty rules anytime.



### Hole 16

Par - 4 (A) / 5 (B)  
 Distance - 888' / 271m

O.B.: Cart path & prior in front of tee; cart path to left, rope, water (or rope when present) to right, & beyond; green.

RE-TEE: If any throw from tee pad never crosses in-bounds or lost, take one-stroke penalty and re-tee. Follow normal penalty rules thereafter.

2024 Hole Ranking (based on Preliminary Rounds)  
 MPO - 16<sup>th</sup> FPO - 13<sup>th</sup> (tied)



The hole-by-hole detailed maps depict nearby out-of-bounds and hazards. Common sense shall be applied for rulings beyond the areas depicted on these maps.

2024 Hole Ranking (based on Preliminary Rounds)  
 MPO - 2<sup>nd</sup> FPO - 3<sup>rd</sup>



#### Average Scores (based on Preliminary Rounds)

	2024	2023	2022	2021	2020
MPO	2.8	3.0	3.0	3.0	3.1
FPO	2.8	3.5	3.7	4.2	3.4

#### Par Percentage Rates (based on Preliminary Rounds)

	2024			2023			2022			2021			2020		
	<	=	>	<	=	>	<	=	>	<	=	>	<	=	>
MPO	32	60	8	16	72	12	12	78	10	13	77	10	7	74	18
FPO	35	55	10	0	56	44	0	55	45	0	17	83	0	68	52

Major change from 2024 (basket was 100' closer due to bees). No real change for A POOL from 2023 / 2022 / 2021 / 2020 (basket slightly raised). Major change for B POOL from 2023 / 2022 / 2021 / 2020 (no tee 15B tee pad & Par 3 for B POOL).

#### Average Scores (based on Preliminary Rounds)

	2024	2023	2022	2021	2020
MPO	4.7	4.2	4.2	4.2	4.0
FPO	5.4	4.9	5.1	5.9	4.9

#### Par Percentage Rates (based on Preliminary Rounds)

	2024			2023			2022			2021			2020		
	<	=	>	<	=	>	<	=	>	<	=	>	<	=	>
MPO	1	51	48	10	66	24	16	57	27	76	20	4	38	37	25
FPO	15	60	25	32	49	19	23	52	25	4	43	53	0	53	47

No real change from 2024 / 2023 / 2022 / 2021 (in 2023 basket moved slightly to right in 2023 / in 2021 was Par 5 for A POOL / in 2020 was Par 4 for B POOL).



### Hole 17

Par - 3 (A) / 4 (B)  
Distance - 516' / 157m



O.B.: Cart path & prior in front of tee; cart path to left, rope behind/right of basket & beyond; green near Hole 16.

D.Z.: If any throw from tee pad never crosses in-bounds or lost, take one-stroke penalty and next shot from Drop Zone. Follow normal penalty rules thereafter.

2024 Hole Ranking (based on Preliminary Rounds)  
MPO - 18<sup>th</sup> FPO - 9<sup>th</sup>



The hole-by-hole detailed maps depict nearby out-of-bounds and hazards. Common sense shall be applied for rulings beyond the areas depicted on these maps.



### Hole 18

Par - 4 (A) / 5 (B)  
Distance - 720' / 219m

O.B.: Cart path & prior in front of tee & left until rope (near 316' marker); water (or rope when present) & beyond; rocks in between water line and cart path; cart path & beyond after rope (near 504' marker); water (or rope when present) & beyond behind basket; green.

RE-TEE: If any throw from tee pad never crosses in-bounds or lost, take one-stroke penalty and re-tee. Follow normal penalty rules thereafter.

CART PATH VARIANCE: One of two holes on course where a portion of the cart path (and prior/beyond) is in bounds.

2024 Hole Ranking (based on Preliminary Rounds)  
MPO - 1<sup>st</sup> FPO - 8<sup>th</sup>



		Average Scores (based on Preliminary Rounds)				
		2024	2023	2022	2021	2020
MPO		3.6	3.1	3.0	3.1	3.3
FPO		4.0	3.8	3.8	3.9	3.7
		Par Percentage Rates (based on Preliminary Rounds)				
		< = >	< = >	< = >	< = >	< = >
		2024	2023	2022	2021	2020
MPO		46 43 11	14 66 20	26 53 21	15 62 23	12 52 36
FPO		15 70 15	40 44 16	43 40 17	33 52 15	0 63 37

Major change from 2024 (basket was 50' longer, to right, & Par 4 for A POOL). No real change from 2023 (D.Z. shifted to right). Major change from 2022 / 2021 / 2020 (basket was 60' shorter / in 2020 a Par 3 for B POOL).

		Average Scores (based on Preliminary Rounds)				
		2024	2023	2022	2021	2020
MPO		4.8	4.0	4.3	4.2	4.5
FPO		5.1	4.7	5.2	6.0	4.7
		Par Percentage Rates (based on Preliminary Rounds)				
		< = >	< = >	< = >	< = >	< = >
		2024	2023	2022	2021	2020
MPO		17 31 52	39 36 25	23 35 42	28 36 36	17 35 48
FPO		30 45 25	47 40 13	33 35 32	11 28 61	0 58 42

No real change from 2024 / 2023 / 2022 / 2021 / 2020 (in 2020 was Par 4 for B POOL).