

Feet	Meters	A	B
<300'	<91	0	3
300' - 399'	91 - 122	8	6
400' - 499'	123 - 152	5	6
500' - 599'	153 - 182	0	2
600' - 699'	183 - 212	2	0
700' - 799'	213 - 242	2	1
≥800'	≥242	1	0

All First Place sudden death play-offs for divisions playing Course Innova on Sunday will be Holes 1, 3, & 18.

Features	
Greens in Play	8
Traps in Play	7
Mandatories	0
Islands	0

Out-of-bounds and other applicable rules depicted on individual maps.

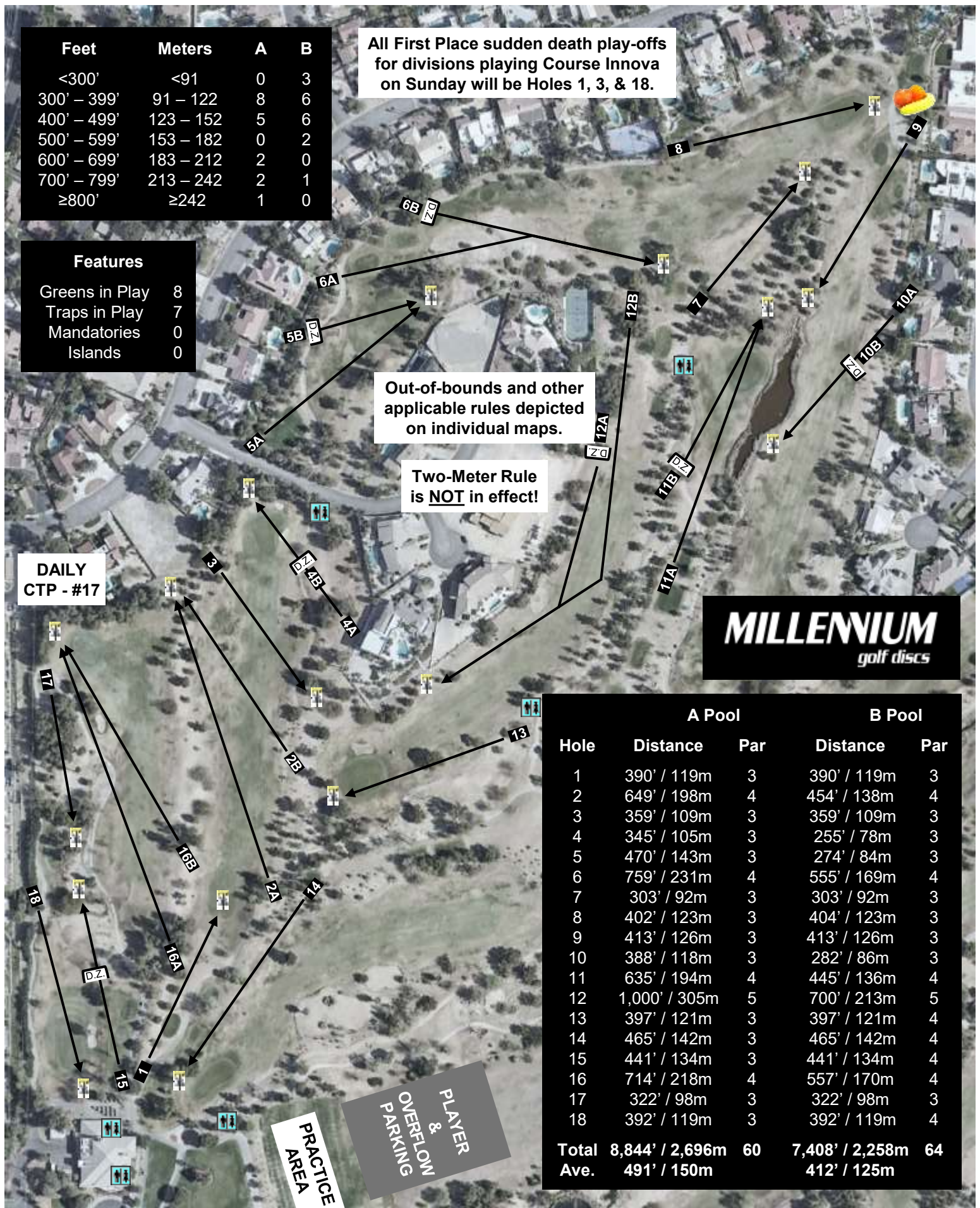
Two-Meter Rule is NOT in effect!

DAILY CTP - #17



Hole	A Pool		B Pool	
	Distance	Par	Distance	Par
1	390' / 119m	3	390' / 119m	3
2	649' / 198m	4	454' / 138m	4
3	359' / 109m	3	359' / 109m	3
4	345' / 105m	3	255' / 78m	3
5	470' / 143m	3	274' / 84m	3
6	759' / 231m	4	555' / 169m	4
7	303' / 92m	3	303' / 92m	3
8	402' / 123m	3	404' / 123m	3
9	413' / 126m	3	413' / 126m	3
10	388' / 118m	3	282' / 86m	3
11	635' / 194m	4	445' / 136m	4
12	1,000' / 305m	5	700' / 213m	5
13	397' / 121m	3	397' / 121m	4
14	465' / 142m	3	465' / 142m	4
15	441' / 134m	3	441' / 134m	4
16	714' / 218m	4	557' / 170m	4
17	322' / 98m	3	322' / 98m	3
18	392' / 119m	3	392' / 119m	4
Total	8,844' / 2,696m	60	7,408' / 2,258m	64
Ave.	491' / 150m		412' / 125m	

PLAYER & OVERFLOW PARKING PRACTICE AREA



Hole 1
 Par - 3 (A) / 3 (B)
 Distance - 390' / 119m



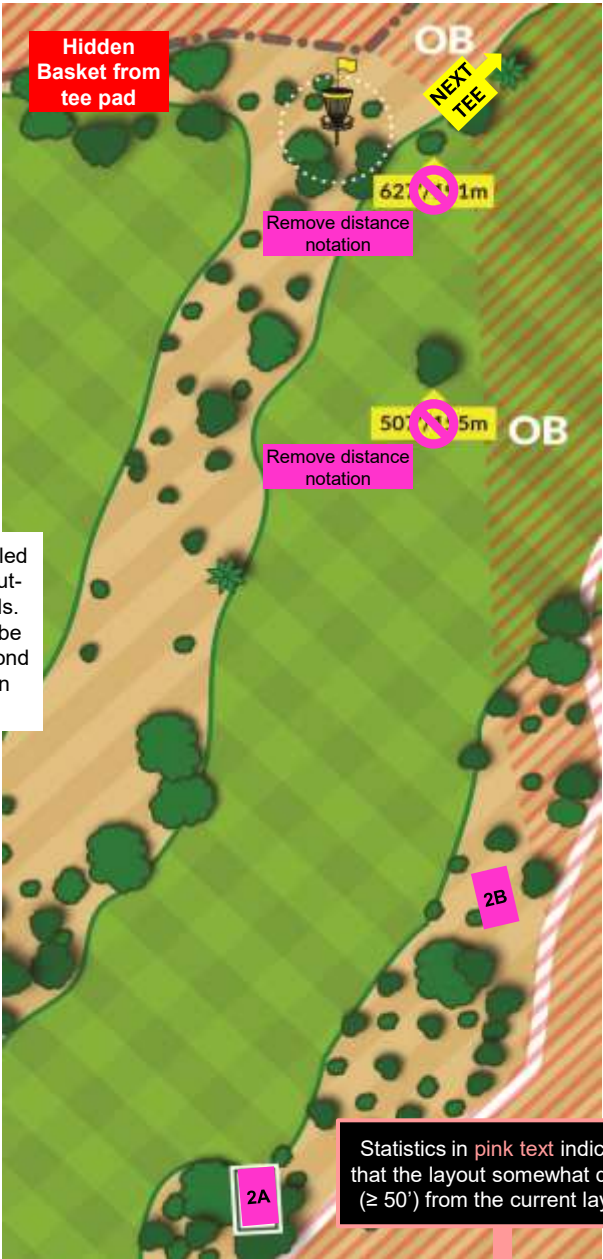
Hole 2
 Par - 4 (A) / 4 (B)
 Distance (A) - 649' / 198m
 Distance (B) - 454' / 138m

O.B.: Fence (or rope when present) to left, cart paths, & beyond.

O.B.: Cart path, roped spectator area to right, fence behind basket, & beyond.

2024 Hole Ranking (based on Preliminary Rounds)
 MPO - 10th (tied) MA2 (from longs) - 16th

2024 Hole Ranking (based on Preliminary Rounds)
 MPO - 13th MA2 (from longs) - 13th



The hole-by-hole detailed maps depict nearby out-of-bounds and hazards. Common sense shall be applied for rulings beyond the areas depicted on these maps.

Statistics in pink text indicates that the layout somewhat differs (≥ 50') from the current layout.

Average Scores (based on Preliminary Rounds)					
	2024	2023	2022	2021	2020
MPO	2.9	2.8	2.9	3.0	3.0
MA2	3.5	3.9	3.7	3.9	3.7

Par Percentage Rates (based on Preliminary Rounds)															
	2024			2023			2022			2021			2020		
	<	=	>	<	=	>	<	=	>	<	=	>	<	=	>
MPO	20	69	11	27	64	9	31	53	16	23	60	17	24	59	16
MA2	3	59	28	0	35	65	11	34	55	0	45	55	0	52	48

No change from 2024 / 2023 / 2022 / 2021 / 2020.

Average Scores (based on Preliminary Rounds)					
	2024	2023	2022	2021	2020
MPO	3.9	3.5	3.7	3.7	3.8
MA2	4.5	4.4	4.5	4.7	4.7

Par Percentage Rates (based on Preliminary Rounds)															
	2024			2023			2022			2021			2020		
	<	=	>	<	=	>	<	=	>	<	=	>	<	=	>
MPO	33	50	17	53	42	5	34	61	5	40	56	4	39	50	11
MA2	3	45	52	0	63	37	3	47	50	0	36	64	0	43	57

No real change for A POOL from 2024 / 2023 / 2022 / 2021 / 2020 (in 2022 spectator O.B. area to right added). Major change for B POOL from 2024 / 2023 / 2022 / 2021 / 2020 (no 2B tee pad).

Hole 3

Par - 3 (A) / 3 (B)
Distance - 359' / 109m

MILLENNIUM
golf discs

O.B.: Roped spectator area to right/left, fence, & beyond.

HAZARD: Sand trap (well behind basket).

CART PATH VARIANCE: Only hole on course where the cart path (and prior/beyond) is in bounds.

2024 Hole Ranking (based on Preliminary Rounds)
MPO - 18th MA2 (from longs) - 17th



The hole-by-hole detailed maps depict nearby out-of-bounds and hazards. Common sense shall be applied for rulings beyond the areas depicted on these maps.

MILLENNIUM
golf discs

Hole 4

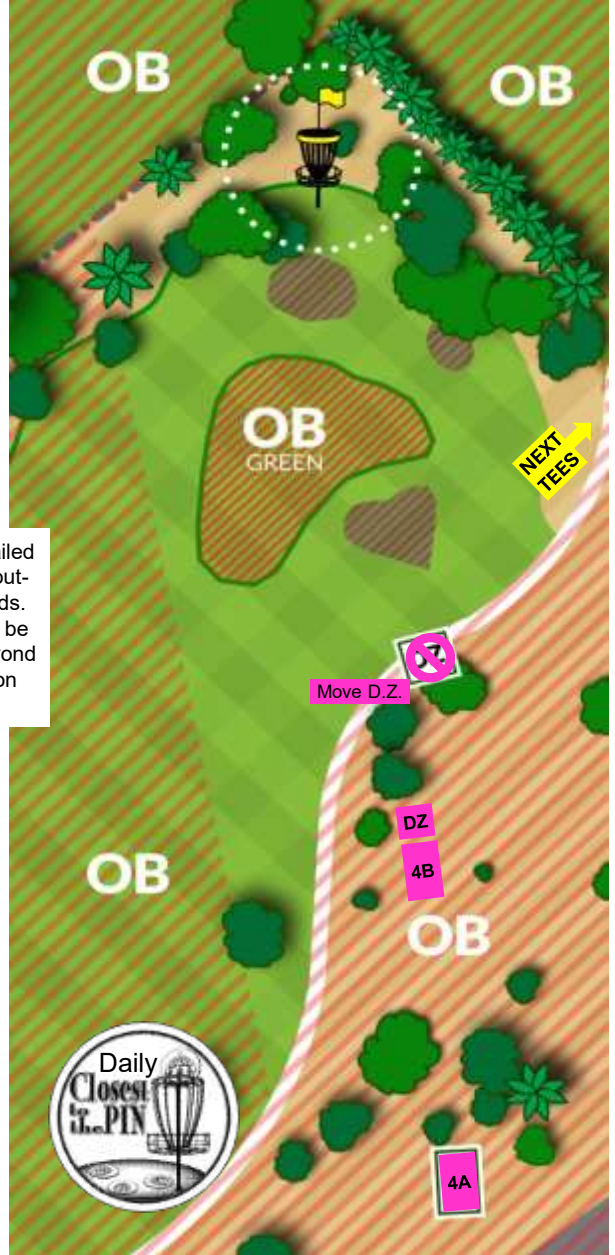
Par - 3 (A) / 3 (B)
Distance (A) - 345' / 105m
Distance (B) - 255' / 78m

O.B.: Cart path & prior in front of tees & to left/right, roped spectator area to left, fence, & beyond; green.

HAZARD: Sand traps.

D.Z.: If any throw from either tee never crosses in-bounds or lost, take one-stroke penalty next shot from Drop Zone (4B tee). Follow normal penalty rules thereafter.

2024 Hole Ranking (based on Preliminary Rounds)
MPO - 3rd (tied) MA2 (from longs) - 9th



Average Scores (based on Preliminary Rounds)

	2024	2023	2022	2021	2020
MPO	2.7	2.6	2.6	2.7	2.8
MA2	3.4	3.3	3.3	3.3	3.4

Par Percentage Rates (based on Preliminary Rounds)

	<	=	>	<	=	>	<	=	>	<	=	>			
	2024			2023			2022			2021			2020		
MPO	46	44	10	52	39	9	50	43	7	38	59	3	32	58	10
MA2	5	59	36	3	75	22	3	75	22	2	73	25	0	65	35

No real change from 2024 / 2023 / 2022 / 2021 / 2020
(in 2022 spectator O.B. areas added to left & right).

Average Scores (based on Preliminary Rounds)

	2024	2023	2022	2021	2020
MPO	2.9	2.8	2.7	2.9	3.0
MA2	3.8	3.6	3.4	3.4	3.5

Par Percentage Rates (based on Preliminary Rounds)

	<	=	>	<	=	>	<	=	>	<	=	>			
	2024			2023			2022			2021			2020		
MPO	19	46	35	39	47	14	42	46	12	30	50	20	29	49	22
MA2	2	44	54	10	38	52	3	61	37	5	64	31	4	57	39

Minor change for A POOL from 2024 / 2023 / 2022 / 2021 / 2020 (D.Z. shifted to 4B tee / in 2022 tee was 45' shorter & spectator O.B. area to left added). Major change for B POOL from 2024 / 2023 / 2022 / 2021 / 2020 (no 4B tee pad).

Hole 5
 Par - 3 (A) / 3 (B)
 Distance (A) - 470' / 143m
 Distance (B) - 274' / 84m



Hole 6
 Par - 4 (A) / 4 (B)
 Distance - 759' / 231m
 Distance - 555' / 169m

O.B.: Cart path & prior in front of tees & to left/right; fence, roped area left/behind green, & beyond; green.

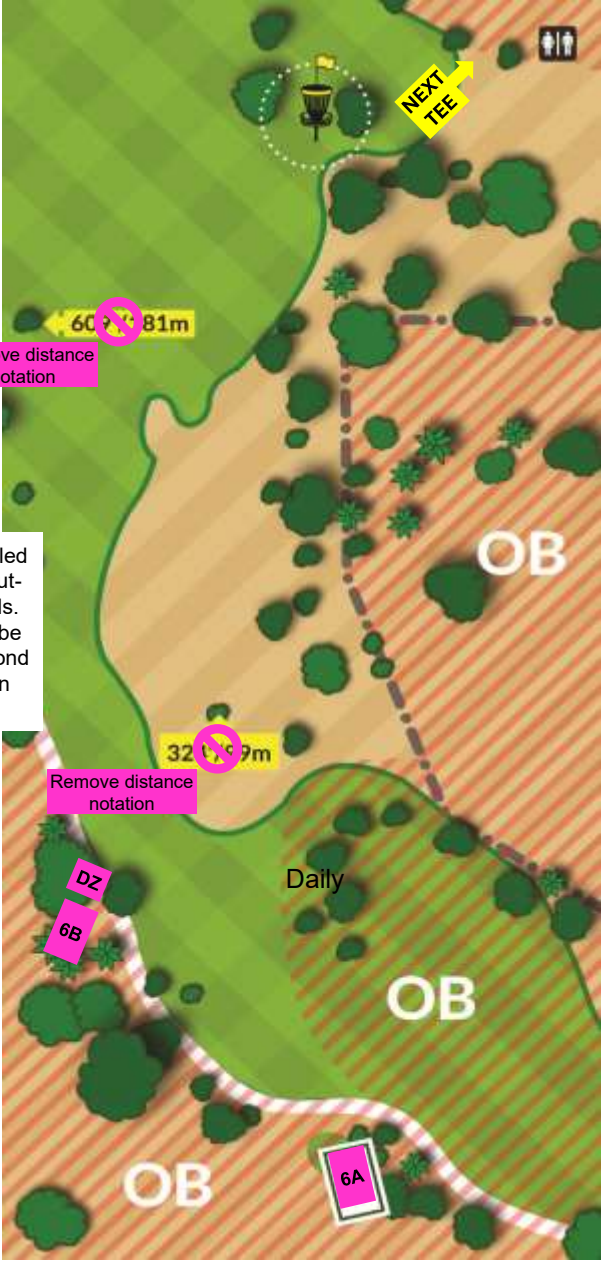
O.B.: Cart path & prior in front of tees & to left; roped area to right, fence, roped spectator area well behind basket (off map), & beyond.

D.Z.: If any throw from either tee never crosses in-bounds or lost, take one-stroke penalty and next shot from Drop Zone (5B tee). Follow normal penalty rules thereafter.

D.Z.: If any throw from either tee never crosses in-bounds or lost, take one-stroke penalty and next shot from Drop Zone (6B tee). Follow normal penalty rules thereafter.

2024 Hole Ranking (based on Preliminary Rounds)
 MPO - 5th MA2 (from longs) - 2nd

2024 Hole Ranking (based on Preliminary Rounds)
 MPO - 12th MA2 (from longs) - 8th



The hole-by-hole detailed maps depict nearby out-of-bounds and hazards. Common sense shall be applied for rulings beyond the areas depicted on these maps.

		Average Scores (based on Preliminary Rounds)				
		2024	2023	2022	2021	2020
MPO		3.2	3.3	3.3	3.3	3.3
MA2		4.0	3.9	3.8	4.2	4.2
		Par Percentage Rates (based on Preliminary Rounds)				
		< = >	< = >	< = >	< = >	< = >
		2024	2023	2022	2021	2020
MPO		5 69 26	9 65 26	5 65 30	2 71 27	5 63 32
MA2		0 42 58	0 33 67	0 39 61	0 21 79	0 28 72

No real change for A POOL from 2024 / 2023 / 2022 / 2021 / 2020 (D.Z. shifted to left / in 2022 O.B. area left & behind basket added). Major change for B POOL in 2024 / 2023 / 2022 / 2021 / 2020 (no 5B tee pad).

		Average Scores (based on Preliminary Rounds)				
		2024	2023	2022	2021	2020
MPO		3.9	3.7	3.7	3.8	3.9
MA2		4.8	5.2	5.0	4.9	4.6
		Par Percentage Rates (based on Preliminary Rounds)				
		< = >	< = >	< = >	< = >	< = >
		2024	2023	2022	2021	2020
MPO		29 52 19	42 49 9	49 35 16	33 54 13	33 47 20
MA2		0 52 48	0 23 77	5 26 67	2 38 60	4 46 50

No real change for A POOL from 2024 / 2023 / 2022 / 2021 / 2020 (no D.Z. / in 2022 roped O.B. areas added to right & behind basket). Major change for B POOL in 2024 / 2023 / 2022 / 2021 / 2020 (no 6B tee pad).

Hole 7

Par - 3 (A) / 3 (B)
Distance - 303' / 92m

MILLENNIUM
golf discs

MILLENNIUM
golf discs

Hole 8

Par - 3 (A) / 3 (B)
Distance - 402' / 123m

O.B.: Rope & beyond.

O.B.: Cart path & prior in front of tee & to left; rope to right, cart path, & beyond; green.

RE-TEE: If any throw from tee never crosses in-bounds or lost, take one-stroke penalty and re-tee. Follow normal penalty rules thereafter.

2024 Hole Ranking (based on Preliminary Rounds)
MPO - 17th MA2 (from longs) - 18th

2024 Hole Ranking (based on Preliminary Rounds)
MPO - 3th (tied) MA2 (from longs) - 3rd (tied)



The hole-by-hole detailed maps depict nearby out-of-bounds and hazards. Common sense shall be applied for rulings beyond the areas depicted on these maps.

Average Scores (based on Preliminary Rounds)

	2024	2023	2022	2021	2020
MPO	2.8	2.7	2.9	2.9	2.9
MA2	3.4	3.5	3.6	3.4	3.2

Par Percentage Rates (based on Preliminary Rounds)

	< = >			< = >			< = >			< = >					
	2024	2023	2022	2024	2023	2022	2024	2023	2022	2024	2023	2022			
MPO	37	49	14	38	51	11	23	71	6	21	75	4	17	72	11
MA2	8	56	36	10	53	37	3	47	50	0	68	32	0	80	20

No change from 2024 / 2023. Major redesign from 2022 / 2021 / 2020 (basket/tee was 150' longer).

Average Scores (based on Preliminary Rounds)

	2024	2023	2022	2021	2020
MPO	3.3	3.0	3.0	3.0	3.0
MA2	4.0	3.7	3.8	3.5	3.6

Par Percentage Rates (based on Preliminary Rounds)

	< = >			< = >			< = >			< = >					
	2024	2023	2022	2024	2023	2022	2024	2023	2022	2024	2023	2022			
MPO	20	41	39	31	50	19	27	49	24	27	51	22	24	60	16
MA2	3	32	65	3	48	51	3	45	52	2	54	44	0	50	50

No real change from 2024 / 2023 / 2022 (in 2023 O.B. added to right). Major redesign from 2021 / 2020 (basket/tee was 50' shorter).

Hole 9

Par - 3 (A) / 3 (B)
Distance - 413' / 126m



Hole 10

Par - 3 (A) / 3 (B)
Distance (A) - 388' / 118m
Distance (B) - 282' / 86m

O.B.: Cart path & prior in front of tee & to left; rope right-side of fairway & around basket, water/rope behind basket, & beyond.

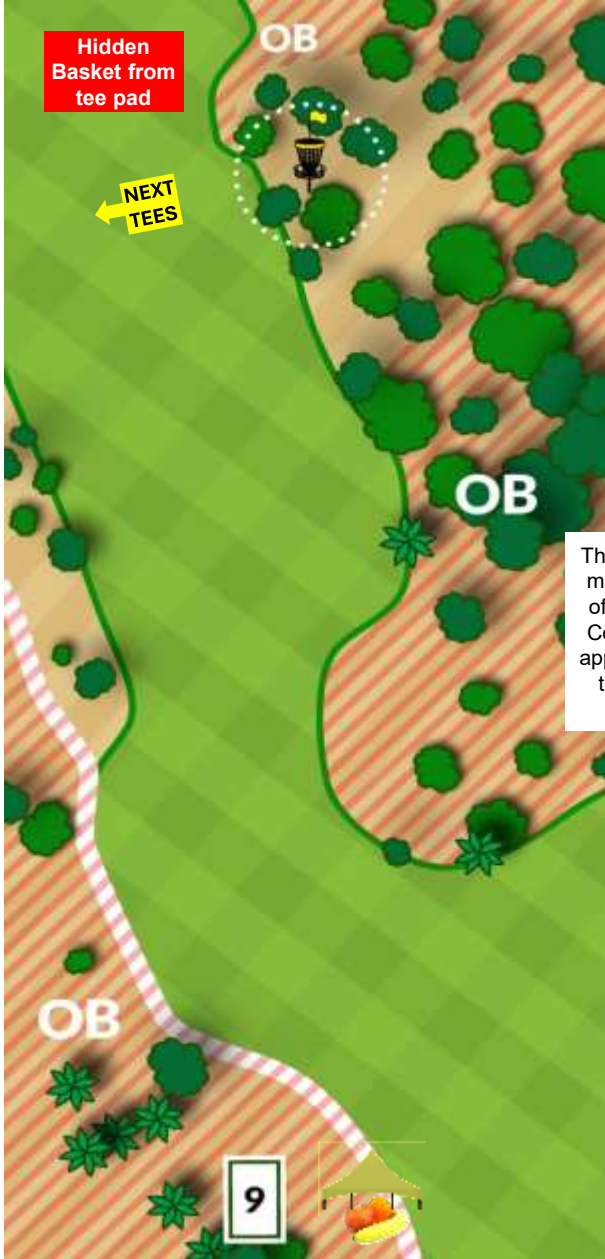
RE-TEE: If any throw from tee never crosses in-bounds or lost, take one-stroke penalty and re-tee. Follow normal penalty rules thereafter.

O.B.: For tee 10A, cart path & prior in front of tee & to left/right; for both tees water (or rope when present), roped spectator area behind/left of basket, & beyond.

RE-TEE: If any throw from 10A tee never crosses in-bounds or lost, take one-stroke penalty and next shot from Drop Zone (10B tee), following normal penalty rules thereafter. From 10B tee, follow normal penalty rules anytime.

2024 Hole Ranking (based on Preliminary Rounds)
MPO - 8th MA2 (from longs) - 10th

2024 Hole Ranking (based on Preliminary Rounds)
MPO - 7th MA2 (from longs) - 11th (tied)



The hole-by-hole detailed maps depict nearby out-of-bounds and hazards. Common sense shall be applied for rulings beyond the areas depicted on these maps.



Average Scores (based on Preliminary Rounds)					
	2024	2023	2022	2021	2020
MPO	3.1	3.1	2.9	2.9	2.6
MA2	3.6	3.8	3.7	3.5	3.2

Par Percentage Rates (based on Preliminary Rounds)					
	< = >	< = >	< = >	< = >	< = >
	2024	2023	2022	2021	2020
MPO	10 76 14	10 75 15	24 62 14	31 51 15	45 52 3
MA2	0 48 52	0 53 47	0 45 55	2 57 41	7 74 19

No real change from 2024 / 2023 / 2022 (in 2023 O.B. area added right & around basket). Major change from 2021 / 2020 (basket was 50' shorter)

Average Scores (based on Preliminary Rounds)					
	2024	2023	2022	2021	2020
MPO	3.1	3.0	2.9	3.1	2.9
MA2	3.5	3.5	3.5	3.5	3.3

Par Percentage Rates (based on Preliminary Rounds)					
	< = >	< = >	< = >	< = >	< = >
	2024	2023	2022	2021	2020
MPO	15 64 21	31 47 22	24 61 15	32 43 25	28 60 12
MA2	0 60 40	0 55 45	0 63 37	2 66 32	2 74 24

No real change for A POOL from 2024 / 2023 / 2022 (no D.Z.). Minor redesign for A POOL from 2021 / 2020 (basket was 10' shorter & tee was near Basket 9). Major change for B POOL from 2024 / 2023 / 2022 / 2021 / 2020 (no 10B tee pad).

Hole 11

Par - 4 (A) / 4 (B)

Distance (A) - 635' / 194m
Distance (B) - 445' / 136m



O.B.: Cart path & prior in front of tees & to left; roped spectator area left of basket, water (or rope when present) to right, & beyond; green.

D.Z.: If any throw from either tee never crosses in-bounds or lost, take one-stroke penalty next shot from Drop Zone (11B tee). Follow normal penalty rules thereafter.

2024 Hole Ranking (based on Preliminary Rounds)
MPO - 14th MA2 (from longs) - 5th



The hole-by-hole detailed maps depict nearby out-of-bounds and hazards. Common sense shall be applied for rulings beyond the areas depicted on these maps.



Hole 12

Par - 5 (A) / 5 (B)

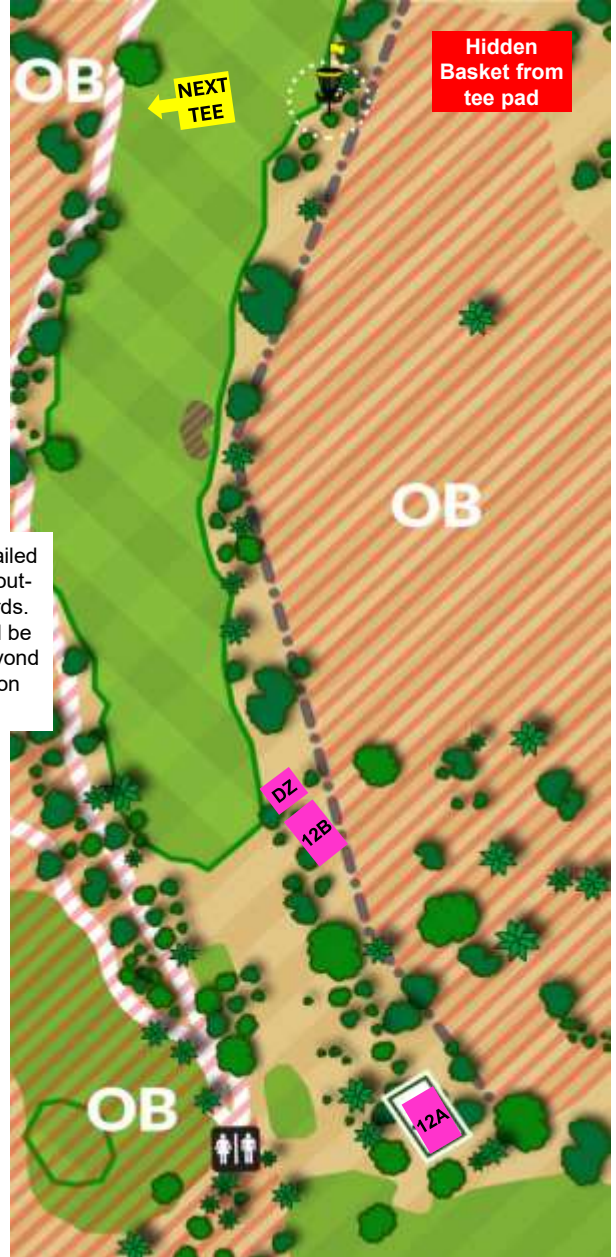
Distance (A) - 1,000' / 305m
Distance (B) - 700' / 213m

O.B.: Roped spectator area left of tee, cart path to left, fence to right, & beyond. (Note basket is NOT the one seen on top of the hill as that is the Basket for Hole 14...the next hole.)

HAZARD: Sand trap.

D.Z.: If any throw from either tee lost, take one-stroke penalty next shot from Drop Zone (12B tee). Follow normal penalty rules thereafter.

2024 Hole Ranking (based on Preliminary Rounds)
MPO - 16th MA2 (from longs) - 7th



		Average Scores (based on Preliminary Rounds)														
		2024	2023	2022	2021	2020										
MPO		3.9	3.5	3.8	3.6	3.7										
MA2		4.9	4.8	4.7	4.6	4.4										
		Par Percentage Rates (based on Preliminary Rounds)														
		<	=	>	<	=	>	<	=	>						
		2024	2023	2022	2021	2020										
MPO		36	41	18	58	33	9	40	41	19	53	35	12	48	40	12
MA2		2	46	52	3	53	44	8	45	47	14	38	48	13	53	30

No real change for A Pool from 2024 / 2023 / 2022 (D.Z. moved to left / in 2023 O.B. added near Basket). Major change for A POOL from 2021 / 2020 (basket was 70' shorter). Major change for B POOL in 2024 / 2023 / 2022 / 2021 / 2020 (no 11B tee pad).

		Average Scores (based on Preliminary Rounds)														
		2024	2023	2022	2021	2020										
MPO		4.9	4.5	4.7	4.7	4.8										
MA2		5.8	5.7	6.0	5.8	5.7										
		Par Percentage Rates (based on Preliminary Rounds)														
		<	=	>	<	=	>	<	=	>						
		2024	2023	2022	2021	2020										
MPO		40	41	19	61	32	7	58	24	18	47	41	12	45	35	20
MA2		0	44	56	5	38	57	0	32	68	5	29	66	2	41	57

No real change for A POOL in 2024 (D.Z. added). Minor change for A POOL from 2023 / 2022 / 2021 / 2020 (tee was in open area, left of trees). Major change for B POOL in 2024 / 2023 / 2022 / 2021 / 2020 (no 12B tee pad).

Hole 13

Par - 3 (A) / 4 (B)
Distance - 397' / 121m

MILLENNIUM
golf discs

O.B.: Cart path & prior in front of tee & to left/right; cart path behind basket, fence, & beyond; green.

HAZARD: Sand trap.

RE-TEE: If any throw from tee never crosses in-bounds or lost, take one-stroke penalty and re-tee.

MILLENNIUM
golf discs

Hole 14

Par - 3 (A) / 4 (B)
Distance - 465' / 142m

O.B.: Cart paths & beyond; green.

HAZARD: Sand trap.

2024 Hole Ranking (based on Preliminary Rounds)
MPO - 9th MA2 (from longs) - 14th



The hole-by-hole detailed maps depict nearby out-of-bounds and hazards. Common sense shall be applied for rulings beyond the areas depicted on these maps.

2024 Hole Ranking (based on Preliminary Rounds)
MPO - 2nd MA2 (from longs) - 3rd (tied)



Average Scores (based on Preliminary Rounds)

	2024	2023	2022	2021	2020
MPO	3.1	3.0	3.0	3.1	3.4
MA2	3.5	3.5	3.8	3.6	4.3

Par Percentage Rates (based on Preliminary Rounds)

	< = >	< = >	< = >	< = >	< = >
	2024	2023	2022	2021	2020
MPO	27 45 28	30 43 27	27 49 24	23 51 26	3 61 36
MA2	0 65 35	0 63 37	0 45 55	0 54 46	0 30 70

Minor change from 2024 / 2023 / 2022 / 2021 / 2020
(basket shifted to left & 30' longer / Par 3 for B Pool).

Average Scores (based on Preliminary Rounds)

	2024	2023	2022	2021	2020
MPO	3.4	3.2	3.0	3.1	3.2
MA2	4.0	3.8	3.7	3.7	3.6

Par Percentage Rates (based on Preliminary Rounds)

	< = >	< = >	< = >	< = >	< = >
	2024	2023	2022	2021	2020
MPO	4 66 30	3 77 20	13 73 14	10 68 22	7 67 26
MA2	0 33 67	0 40 60	0 50 50	0 48 52	2 43 55

No real change for A POOL from 2024 / 2023 / 2022 / 2021 / 2020 (basket was 25' shorter in 2022 / 2021 / 2020 & a Par 3 for B POOL).

Hole 15

Par - 3 (A) / 4 (B)
Distance - 441' / 134m



O.B.: Fence/rope to left, rocks/rope behind basket, cart path to right, & beyond; in drainage area defined as rocks/rope.

D.Z.: If any throw from tee out-of-bounds or lost, take one-stroke penalty and next shot from Drop Zone. Follow normal penalty rules thereafter.



Hole 16

Par - 4 (A) / 4 (B)
Distance (A) - 714' / 218m
Distance (B) - 557' / 170m

O.B.: Cart path to left, fence, & beyond; green.

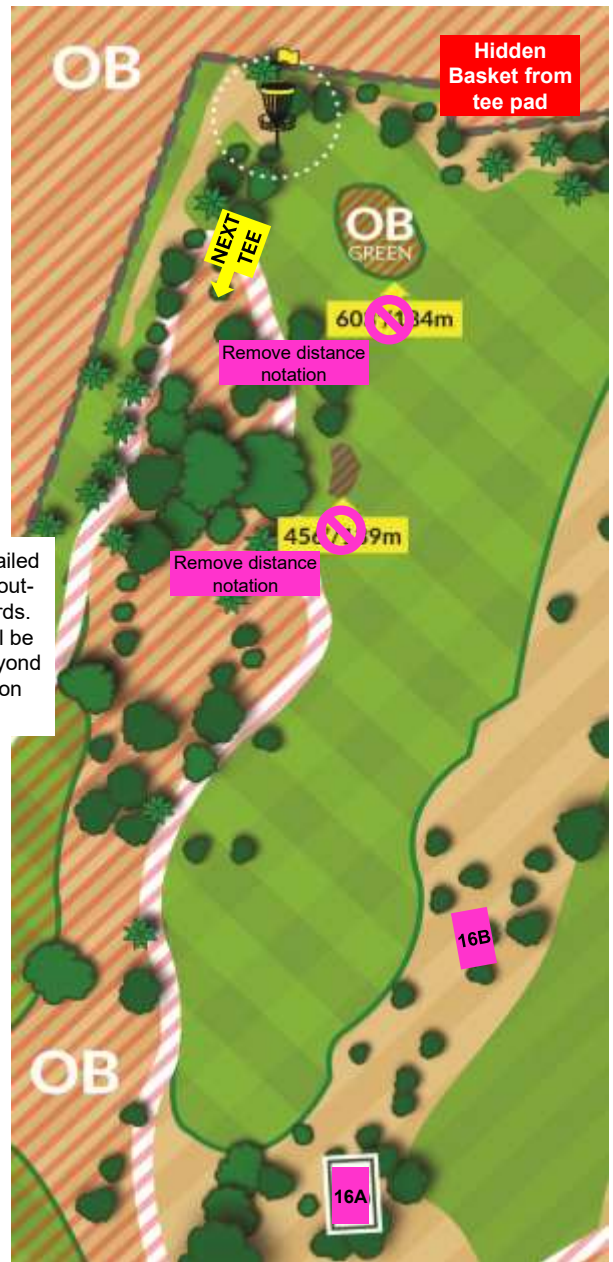
HAZARD: Sand trap.

2024 Hole Ranking (based on Preliminary Rounds)
MPO - 1st MA2 (from longs) - 1st



The hole-by-hole detailed maps depict nearby out-of-bounds and hazards. Common sense shall be applied for rulings beyond the areas depicted on these maps.

2024 Hole Ranking (based on Preliminary Rounds)
MPO - 15th MA2 (from longs) - 6th



Average Scores (based on Preliminary Rounds)

	2024	2023	2022	2021	2020
MPO	4.0	2.6	2.7	3.0	2.9
MA2	4.9	3.5	3.4	3.9	3.6

Par Percentage Rates (based on Preliminary Rounds)

	2024			2023			2022			2021			2020		
	<	=	>	<	=	>	<	=	>	<	=	>	<	=	>
MPO	4	36	60	50	38	12	41	50	9	35	40	25	30	50	20
MA2	0	17	83	5	55	40	13	45	42	5	41	54	11	46	43

Minor change from 2004 (there was a fallen tree blocking most of drainage channel & Par 3 for B POOL). Major change from 2023 / 2022 / 2021 / 2020 (basket moved 90' longer to far-side of drainage channel & Par 3 for B POOL).

Average Scores (based on Preliminary Rounds)

	2024	2023	2022	2021	2020
MPO	3.9	3.4	3.8	4.0	3.8
MA2	4.9	4.7	4.6	4.9	4.8

Par Percentage Rates (based on Preliminary Rounds)

	2024			2023			2022			2021			2020		
	<	=	>	<	=	>	<	=	>	<	=	>	<	=	>
MPO	45	32	23	63	32	5	41	48	11	37	39	24	34	44	22
MA2	0	35	65	0	50	50	8	42	50	0	32	68	2	37	51

No change for A POOL from 2024 / 2023 / 2022 / 2021 / 2020. Major change for B POOL in 2024 / 2023 / 2022 / 2021 / 2020 (no 16B tee pad).

Hole 17

Par - 3 (A) / 3 (B)
Distance - 322' / 98m



Hole 18

Par - 3 (A) / 3 (B)
Distance - 392' / 119m

O.B.: Cart paths, fence/rope to right, and beyond.

O.B.: Cart path & beyond to right, fence/rope to left, driveway/curbing behind basket, & beyond; green.

HAZARD: Sand trap.

RE-TEE: If any throw from tee never crosses in-bounds or lost, take one-stroke penalty and re-tee.

2024 Hole Ranking (based on Preliminary Rounds)

MPO - 16th MA2 (from longs) - 11th (tied)

2024 Hole Ranking (based on Preliminary Rounds)

MPO - 10th (tied) MA2 (from longs) - 15th



The hole-by-hole detailed maps depict nearby out-of-bounds and hazards. Common sense shall be applied for rulings beyond the areas depicted on these maps.



Average Scores (based on Preliminary Rounds)

	2024	2023	2022	2021	2020
MPO	3.2	2.9	2.9	3.1	4.0
MA2	3.5	3.7	3.5	3.8	4.6

Par Percentage Rates (based on Preliminary Rounds)

	< = >			< = >			< = >			< = >					
	2024	2023	2022	2021	2020	2024	2023	2022	2021	2020	2024	2023	2022	2021	2020
MPO	12	64	24	24	61	15	25	64	11	15	69	16	26	46	28
MA2	0	52	48	0	45	55	0	53	47	2	41	57	9	39	52

No real change from 2024 / 2023 / 2022 / 2021 (triple mandatory moved to Course Infinite, Hole 3 / in 2024 O.B. added long of basket). Major change from 2020 (basket was 110' longer & a Par 4).

Average Scores (based on Preliminary Rounds)

	2024	2023	2022	2021	2020
MPO	2.9	2.9	3.8	3.7	3.6
MA2	3.5	3.7	5.0	5.2	4.0

Par Percentage Rates (based on Preliminary Rounds)

	< = >			< = >			< = >			< = >					
	2024	2023	2022	2021	2020	2024	2023	2022	2021	2020	2024	2023	2022	2021	2020
MPO	33	45	23	33	50	17	42	33	25	56	20	24	59	27	14
MA2	3	49	48	0	45	55	3	34	63	4	32	64	25	50	25

No real change from 2024 / 2023 (in 2023 basket was 10' longer). Major redesign from 2022 / 2021 (basket/tee was 230' longer & basket was across the roadway). Major change from 2020 (basket/tee was 180' longer).